


VITACER

FORMATOS  
SIZES - FORMATS



PT




60X120 CM RC  
23,6"X47,2"

WHITE - VPR401  
GREY - VPR401  
ANTHRACITE - VPR403  
MINK - VPR401

60X120 CM RC R11/CTE3  
23,6"X47,2"

GREY - VPR402  
MINK - VPR402




60X60 CM RC  
23,6"X23,6"

WHITE - VPR201  
GREY - VPR201  
ANTHRACITE - VPR203  
MINK - VPR201

60X60 CM RC R11/CTE3  
23,6"X23,6"

GREY - VPR202  
MINK - VPR202



60X60 CM RC - 20 MM  
23,6"X23,6"

WHITE - VPR301  
GREY - VPR303  
ANTHRACITE - VPR303  
MINK - VPR303




30X60 CM  
11,8"X23,6"

WHITE - VP0101  
GREY - VP0101  
ANTHRACITE - VP0103  
MINK - VP0101

30X60 CM R11/CTE3  
11,8"X23,6"

GREY - VP0102  
MINK - VP0102




100X100 CM RC  
39,3"X39,3"

WHITE - VPR801  
GREY - VPR801  
ANTHRACITE - VPR803  
MINK - VPR801

100X100 CM RC R11/CTE3  
39,3"X39,3"

GREY - VPR802  
MINK - VPR802




75X75 CM RC  
29,5"X29,5"

WHITE - VPR011  
GREY - VPR011  
ANTHRACITE - VPR013  
MINK - VPR011

75X75 CM RC R11/CTE3  
29,5"X29,5"

GREY - VPR012  
MINK - VPR012



45X45 CM  
17,7"X17,7"

WHITE - VP001  
GREY - VP001  
ANTHRACITE - VP003  
MINK - VP001

45X45 CM RC R11/CTE3  
17,7"X17,7"

GREY - VP002  
MINK - VP002




30X30 CM (5X5)  
11,8"X11,8"

WHITE  
GREY  
ANTHRACITE  
MINK



WB




33,3X90 CM RC  
13"X35,4"

WHITE - VRB103  
GREY - VRB103  
MINK - VRB103




33,3X90 CM RC DEC  
13"X35,4"

WHITE - VRB104  
GREY - VRB104  
MINK - VRB104



33,3X63 CM RC  
13"X24,8"

WHITE - VRB003  
GREY - VRB003  
MINK - VRB003



33,3X63 CM RC DEC  
13"X24,8"

WHITE - VRB004  
GREY - VRB004  
MINK - VRB004

VITACER

CARACTERÍSTICAS TÉCNICAS  
TECHNICAL FEATURES · CARACTÉRISTIQUES TECHNIQUES

DEFINICIÓN TYPOLOGY · TYPOLOGIE	NORMA REGULATION	VALOR PRESCRITO REQUIRED STANDARDS	TECHSTONE
PORCELÁNICO ESMALTADO GLAZED PORCELAIN TILES · GRES CERÁME EMAILÉ	UNE-EN 14411 ISO 13006	AA<0,5%	Bla
CARACTERÍSTICAS TÉCNICAS TECHNICAL SPECIFICATION · SPÉCIFICATIONS TECHNIQUES	NORMA REGULATION	VALOR PRESCRITO REQUIRED STANDARDS	TECHSTONE
ABSORCIÓN DE AGUA · WATER ABSORTION	UNE-EN-ISO 10545 - 3	E<0,5%	CUMPLE · ACCOMPLISH
ABRASIÓN SUPERFICIAL · SURFACE ABRASION	UNE EN ISO 10545 - 7	PEI	PEI III / IV
RESISTENCIA AL CUARTEO · CRACKING RESISTANCE	UNE EN ISO 10545 - 11	ENSAYO · TEST	CUMPLE · ACCOMPLISH
RESISTENCIA AL HIELO · FROST RESISTENCE	UNE EN ISO 10545 - 12	R	CUMPLE · ACCOMPLISH
RESISTENCIA A ÁCIDOS · ACID RESISTANCE	UNE EN ISO 10545 - 13	GHA	CUMPLE · ACCOMPLISH
RESISTENCIA A BASES · ALKALINE RESISTANCE	UNE EN ISO 10545 - 13	GHA	CUMPLE · ACCOMPLISH
RESISTENCIA A MANCHAS · STAIN RESISTANCE	UNE EN ISO 10545 - 14	5	CUMPLE · ACCOMPLISH
RESISTENCIA AL RAYADO · HARDNESS	EN 101	5-8	CUMPLE · ACCOMPLISH

EMBALAJE Y PESO  
PACKING & WEIGHT · EMBALLAGE ET POIDS

FORMATOS SIZE · TAILLES	ESPESOR (MM)	PZAS/ CJ	M²/ CJ	KG/ CJ	EUROPALET									
					PZAS/ M²	KG/ M²	ALTURA	PLANOS	PZAS/ PAL	CJAS /PAL	M²/ PAL	KG/ PAL	MEDIDA PAL.	
100X100 RECT. (99,5X99,5)	10,0	2	1,99	42,14	1,005	21,17	109	1	56	28	55,72	1.200,00	100x120	
75X75 RECT. (74,4X74,4)	10,0	2	1,1071	22,92	1,83	20,70	87	1	96	48	53,14	1.120,00	80x120	
60X120 RECT. (59,5X120)	10,0	2	1,428	30,25	1,40	21,18	73	1	80	40	57,12	1.230,00	100x120	
60X60 RECT. (59,5X59,5)	9,8	4	1,4161	28,47	2,82	20,11	73	1	144	36	50,98	1.045,00	80x120	
60X60 (20 MM) RECT. (59,5X59,5)	20,0	2	0,7080	28,47	1,41	40,21	73	1	72	36	25,49	1.045,00	80x120	
45X45	9,0	7	1,42	25,10	4,93	17,67	103	2	364	52	73,84	1.325,00	80x120	
30X60	8,7	7	1,26	22,92	5,56	18,19	73	2	336	48	60,48	1.120,00	80x120	
33,3x90 RECT.	10,5	4	1,1988	21,80	3,33	18,18	80	2	200	50	59,94	1.110,00	92X120	
33,3x63 RECT.	10,0	7	1,4685	24,58	4,77	16,74	80	2	336	48	70,49	1.200,00	92X120	

ICONOGRAFÍA  
ICONS · ICONOGRAPHIE



PAVIMENTO  
FLOOR TILES  
REVÊTEMENT  
SOL



REVESTIMIENTO  
WALL TILES  
FAÏENCE



MATE  
MATT  
MAT



PORCELÁNICO  
PORCELAIN TILE  
CÉRAMÉ



PASTA BLANCA  
WHITE BODY  
PÂTE BLANCHE



RELIEVE  
RELIEF  
STRUCTURÉ



R11/CTE3



ESPESOR  
THICKNESS  
ÉPAISSEUR



RECTIFICADO  
RECTIFIED  
RECTIFIÉ



PIEDRA  
STONE  
PIERRE



MOSAICO  
MOSAIC  
MOSAÏQUE



RODAPIÉ  
SKIRTING  
PLINTHE



PELDAÑO  
STEP  
NEZ DE  
MARGE

1-2  
DISPONIBLE BAJO PEDIDO  
AVAILABLE ON REQUEST  
DISPONIBILITÉ SUR COMMANDE

www.vitacer.es

Camino viejo  
Vila-real - Onda, nº 30  
12540 Vila-real  
Castellón - SPAIN  
Tel. 0034 964 915 151

◀ INSIDE - OUT ▶

TECHSTONE WHITE · GREY · ANTHRACITE · MINK

VITACER

◀ INSIDE - OUT ▶

TECHSTONE  
PORCELAIN TILE & WHITE BODY

ANTHRACITE 60X120 CM RC - GREY 33,3X63 CM RC DEC - GREY 33,3X63 CM RC





< INSIDE - OUT >

# TECHSTONE

PORCELAIN TILE & WHITE BODY

GREY 100X100 CM RC - WHITE 33,3X90 CM RC DEC

## TECHSTONE WHITE

100X100 CM RC  
75X75 CM RC  
60X120 CM RC  
60X60 CM RC  
60X60 CM RC 20 MM  
30X60 CM  
45X45 CM  
33,3X90 CM RC  
33,3X63 CM RC

## TECHSTONE GREY

100X100 CM RC  
100X100 CM RC R11/CTE3  
75X75 CM RC  
75X75 CM RC R11/CTE3  
60X120 CM RC  
60X120 CM RC R11/CTE3  
60X60 CM RC  
60X60 CM RC R11/CTE3  
60X60 CM RC 20 MM  
30X60 CM  
30X60 CM R11/CTE3  
45X45 CM  
45X45 CM R11/CTE3  
33,3X90 CM RC  
33,3X63 CM RC

## TECHSTONE ANTHRACITE


100X100 CM RC  
75X75 CM RC  
60X120 CM RC  
60X60 CM RC  
60X60 CM RC 20 MM  
30X60 CM  
45X45 CM

## TECHSTONE MINK

100X100 CM RC  
100X100 CM RC R11/CTE3  
75X75 CM RC  
75X75 CM RC R11/CTE3  
60X120 CM RC  
60X120 CM RC R11/CTE3  
60X60 CM RC  
60X60 CM RC R11/CTE3  
60X60 CM RC 20 MM  
30X60 CM  
30X60 CM R11/CTE3  
45X45 CM  
45X45 CM R11/CTE3  
33,3X90 CM RC  
33,3X63 CM RC


< INSIDE - OUT >

DESARROLLO GRÁFICO  
GRAPHIC DEVELOPMENT · DÉVELOPPEMENT DU DESIGN



60X120 CM RC  
WHITE

PIEZAS CON RELIEVE  
RELIEF PIECES · PIÈCES DE SECOURS



33,3X90 CM RC DEC  
WHITE



33,3X63 CM RC DEC  
WHITE



33,3X90 CM RC DEC  
GREY



33,3X63 CM RC DEC  
GREY



33,3X90 CM RC DEC  
MINK



33,3X63 CM RC DEC  
MINK