



# VITACER

FORMATOS  
SIZES · FORMATS



60X120 CM RC  
23,6"X47,2"

WHITE - VPR401  
GREY - VPR401  
CREAM - VPR401



60X60 CM RC  
23,6"X23,6"

WHITE - VPR201  
GREY - VPR201  
CREAM - VPR201


1-2  
DISPONIBLE BAJO PEDIDO  
AVAILABLE ON REQUEST  
DISPONIBILITÉ SUR COMMANDE



RODAPIÉ  
SKIRTING  
PLINTHE




PELDAÑO  
STEP  
NEZ DE  
MARCHE




100X100 CM RC  
39,3"X39,3"

WHITE - VPR801  
GREY - VPR801  
CREAM - VPR801



75X75 CM RC  
29,5"X29,5"

WHITE - VPR011  
GREY - VPR011  
CREAM - VPR011




45X45 CM  
17,7"X17,7"

WHITE - VP0001  
GREY - VP0001  
CREAM - VP0001



30X30 CM (5X5)  
11,8"X11,8"

WHITE  
GREY  
CREAM




33,3X90 CM RC  
13"X35,4"

WHITE - VRB103  
GREY - VRB103  
CREAM - VRB103




33,3X90 CM RC DEC  
13"X35,4"

WHITE - VRB104  
GREY - VRB104  
CREAM - VRB104



33,3X63 CM RC  
13"X24,8"

WHITE - VRB003  
GREY - VRB003  
CREAM - VRB003



33,3X63 CM RC DEC  
13"X24,8"

WHITE - VRB004  
GREY - VRB004  
CREAM - VRB004

# VITACER

CARACTERÍSTICAS TÉCNICAS  
TECHNICAL FEATURES · CARACTÉRISTIQUES TECHNIQUES

DEFINICIÓN TYPOLOGY · TYPOLOGIE	NORMA REGULATION	VALOR PRESCRITO REQUIRED STANDARDS	MARBLE ART
PORCELÁNICO ESMALTADO GLAZED PORCELAIN TILES · GRES CERÁME EMAILÉ	UNE-EN 14411 ISO 13006	AA<0,5%	Bla
CARACTERÍSTICAS TÉCNICAS TECHNICAL SPECIFICATION · SPÉCIFICATIONS TECHNIQUES	NORMA REGULATION	VALOR PRESCRITO REQUIRED STANDARDS	MARBLE ART
ABSORCIÓN DE AGUA · WATER ABSORPTION	UNE-EN-ISO 10545 - 3	E<0,5%	CUMPLE · ACCOMPLISH
ABRASIÓN SUPERFICIAL · SURFACE ABRASION	UNE EN ISO 10545 - 7	PEI	PEI III / IV
RESISTENCIA AL CUARTEO · CRACKING RESISTANCE	UNE EN ISO 10545 - 11	ENSAYO · TEST	CUMPLE · ACCOMPLISH
RESISTENCIA AL HIELO · FROST RESISTENCE	UNE EN ISO 10545 - 12	R	CUMPLE · ACCOMPLISH
RESISTENCIA A ÁCIDOS · ACID RESISTANCE	UNE EN ISO 10545 - 13	GHA	CUMPLE · ACCOMPLISH
RESISTENCIA A BASES · ALKALINE RESISTANCE	UNE EN ISO 10545 - 13	GHA	CUMPLE · ACCOMPLISH
RESISTENCIA A MANCHAS · STAIN RESISTANCE	UNE EN ISO 10545 - 14	5	CUMPLE · ACCOMPLISH
RESISTENCIA AL RAYADO · HARDNESS	EN 101	5-8	CUMPLE · ACCOMPLISH

EMBALAJE Y PESO  
PACKING & WEIGHT · EMBALLAGE ET POIDS

FORMATOS SIZE · TAILLES	ESPESOR (MM)	PZAS/ CJ	M/ CJ	KG/ CJ	EUROPALET									
					PZAS/ M²	KG/ M²	ALTURA	PLANOS	PZAS/ PAL	CJAS /PAL	M/ PAL	KG/ PAL	MEDIDA PAL.	
100X100 RECT. (99,5X99,5)	10,0	2	1,98	42,50	1,005	21,46	109	1	56	24	47,52	1.040,00	100x120	
75X75 RECT. (74,4X74,4)	10,0	2	1,1071	22,92	1,83	20,70	87	1	96	48	53,14	1.120,00	80x120	
60X120 RECT. (59,5X120)	10,0	2	1,428	30,25	1,40	21,18	73	1	80	40	57,12	1.230,00	100x120	
60X60 RECT. (59,5X59,5)	9,8	4	1,4161	28,47	2,82	20,11	73	1	144	36	50,98	1.045,00	80x120	
45X45	9,0	7	1,42	25,10	4,93	17,67	103	2	364	52	73,84	1.325,00	80x120	
33,3x90 RECT.	10,5	4	1,1988	21,80	3,33	18,18	80	2	200	50	59,94	1.110,00	92x120	
33,3x63 RECT.	10,0	7	1,4685	24,58	4,77	16,74	80	2	336	48	70,49	1.200,00	92x120	

ICONOGRAFÍA  
ICONS · ICONOGRAPHIE



PAVIMENTO  
FLOOR TILES  
REVÊTEMENT  
SOL



REVESTIMIENTO  
WALL TILES  
FAÏENCE



MATE  
MATT  
MAT



SATINADO  
SATIN  
SATINÉ



PORCELÁNICO  
PORCELAIN TILE  
CÉRAMÉ



PASTA BLANCA  
WHITE BODY  
PÂTE BLANCHE



RELIEVE  
RELIEF  
STRUCTURÉ



RECTIFICADO  
RECTIFIED  
RECTIFIÉ




MARMOL  
MARBLE  
MARBRE



MOSAICO  
MOSAIC  
MOSAÏQUE

COLOCACIÓN  
TO LAY · POSE



1/1



1/3

www.vitacer.es

Camino viejo  
Vila-real - Onda, nº 30  
12540 Vila-real  
Castellón - SPAIN  
Tel. 0034 964 915 151

MARBLE ART WHITE · GREY · CREAM



## MARBLE ART

PORCELAIN TILE & WHITE BODY

CREAM 60X60 CM RC - CREAM 33,3X63 CM RC DEC  
CREAM 33,3X63 CM RC





**MARBLE ART**  
PORCELAIN TILE & WHITE BODY

GREY 100X100 CM RC - GREY 33,3X90 CM RC DEC

**MARBLE ART**  
WHITE

100X100 CM RC  
75X75 CM RC  
60X120 CM RC  
60X60 CM RC  
45X45 CM  
33,3X90 CM RC  
33,3X63 CM RC

**MARBLE ART**  
GREY

100X100 CM RC  
75X75 CM RC  
60X120 CM RC  
60X60 CM RC  
45X45 CM  
33,3X90 CM RC  
33,3X63 CM RC

**MARBLE ART**  
CREAM

100X100 CM RC  
75X75 CM RC  
60X120 CM RC  
60X60 CM RC  
45X45 CM  
33,3X90 CM RC  
33,3X63 CM RC

DESARROLLO GRÁFICO  
GRAPHIC DEVELOPMENT · DÉVELOPPEMENT DU DESIGN



60X60 CM RC  
GREY

PIEZAS CON RELIEVE  
RELIEF PIECES · PIÈCES DE SECOURS



33,3X90 CM RC DEC  
WHITE



33,3X63 CM RC DEC  
WHITE




33,3X90 CM RC DEC  
GREY



33,3X63 CM RC DEC  
GREY



33,3X90 CM RC DEC  
CREAM



33,3X63 CM RC DEC  
CREAM